

WARRANTY

The rights to the product and the instruction manual belong to our company.
We may improve the design and specifications of this product without any further notice.

Product	Beautyray Incubator XL	Store	
Model	BHD-2200 / BH-220	Name	
Date	YY MM DD	Contact	

- ※ This warranty will not be reissued, Please store the manual where you can always find it.
- ※ You have the right to receive warranty service for the period of warranty specified from the date of purchase.
- ※ Despite of the warranty period, the following cases will be charged.

Warranty Services

The **warranty period** for this product is (5) years from the date of initial purchase.

- ※ In case of a failure by normal use, it will be repaired at no charge for 1 years from the purchasing date under Customer Protection Law.
- ※ The warranty period is reduced by 50 percent for commercial use or unusual use of generic products.
- ※ The following cases will be treated for a fee even within the warranty period:

Paid Services

- ※ In case of service request due to inexperience in the instruction manual.
- ※ Damage to the parts and appearance of the product by the user's intention or negligence.
- ※ Failure due to external impact or dropping, or damage to the exterior.
- ※ In case that there is any trace of repair or modification by the third party except our designated repairman.
- ※ Failure or damage due to failure to comply with the precautions in the user manual.
- ※ Product failure due to incorrect use voltage selection.
- ※ In the event of failure due to the customer's other negligence.
- ※ When purchased without going through a formal distribution process.
- ※ In the case of product failure due to natural disasters (lightning, fire, earthquake, storm and flood damage, etc.).
- ※ Failure due to repair or alteration outside the formal service center.
- ※ Replacement of consumables that wear normally during use is required.
- ※ Due to external causes, not defects in the product itself.
- ※ When purchasing a displayed product, a service is requested after purchase without being fully aware of the defect in appearance.

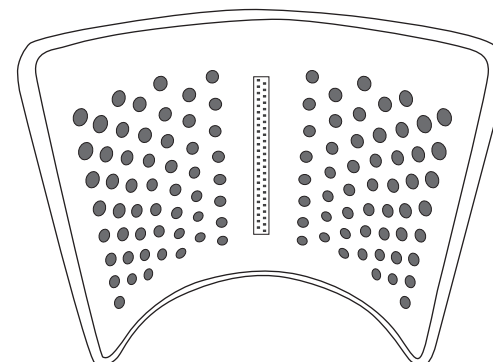
- ※ Customers' simple inspection requests and circuit breaker self-defects, not product defects, are provided as paid services.
- ※ After a service request, a service charge will be charged if no product failure has occurred as a result of the inspection.
- ※ Please read this manual carefully before starting any use.

Seller & Manufacturer

BIO HEALTH DOCTOR
HS BIZ TOWER, 442, Jikji-daero, Heungdeok-gu, Cheongju-si,
Chungcheongbuk-do, Republic of Korea.
Tel. +82 43 233 5000 Web. www.bhdmedi.com



USER MANUAL



Beautyray Incubator XL User Manual

Near-infrared | Far-infrared | Multipurpose health care


BIO HEALTH DOCTOR

www.bhdmedi.com


How to use

- ① Connect the controller connector to the connector connection of the main body and plug in the power cord.
- ② Press the power button on the controller to turn on the main unit.
- ③ Press the time button to set the desired time.
(Default is set to 40 minutes.)
- ④ Press the temperature up/down button to set the desired temperature.
- ⑤ The NIR irradiation function is automatically set when the power is turned on.
- ⑥ Place the device on the area of the body you want to receive care and use it.
- ⑦ Press the power button during operation to shut down.
- ⑧ Please press the main power button to turn off the power when not in use.


Product Features



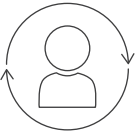
Far-infrared rays care



Near-infrared rays care

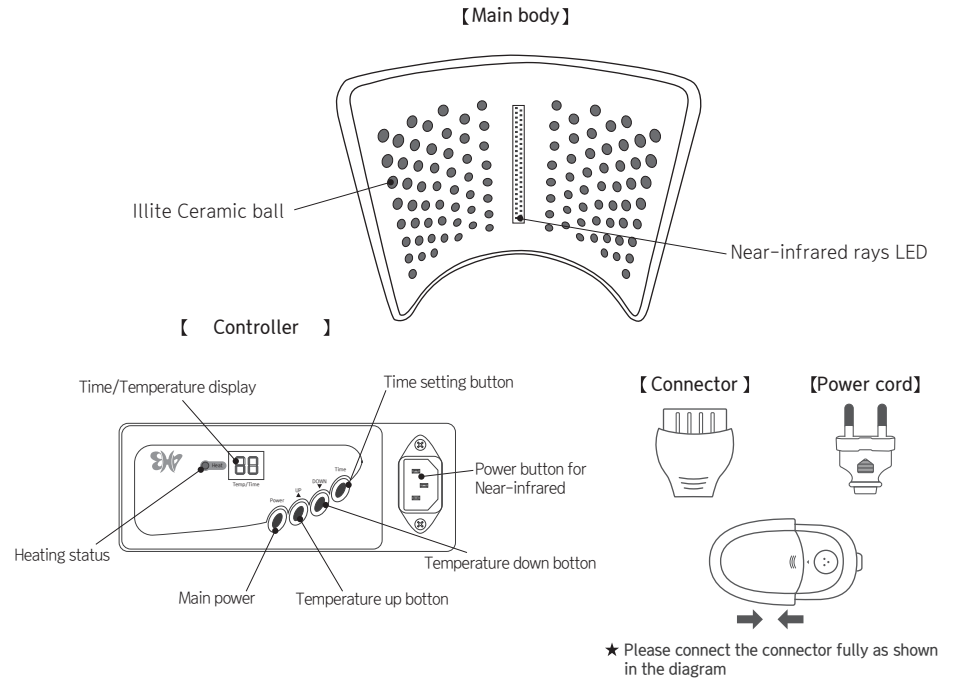


Thermal function



multipurpose use

Name of each part and the components



How to use the controller

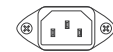
Power / Temperature / Time setting



Pressing each button sets the power/temperature/usage time. The usage time is set at intervals of 40, 90, and 180 minutes.

- *Automatically stops after the set time.
- *Automatically shuts down to prevent overheating depending on the usage environment.

Connecting connectors



After turning on the controller power, please turn on the main power. Powering on controller activates, the NIR irradiation function is automatically set.

- * The basic operation time for this function is 40 minutes.
- * When the set time has elapsed, it will automatically shut off.

Temperature / Time display



For each setting, the temperature/time is displayed. If heating is required according to the set temperature, the heating lamp will turn on.

- * The time is displayed in the order of 40, 90, and 180 minutes depending on the setting stage.

Show heating status



If heating is required based on the set temperature, the corresponding indicator lights up. The corresponding lamp only works when the power is on.

Safety Precautions

⚠ Read the instructions for use carefully before using the device.

- The recommended usage time for this product is 30 minutes.
- After use, be sure to disconnect the power and cord.
- Do not use for an extended period of time during initial use, and gradually increase usage time after adaptation.
- If you feel any abnormality, pain, or discomfort during product use, stop using it immediately.
- For sensitive skin, be careful not to get skin burns on the heated area.
- Wear light clothing to prevent direct contact between the heated area and skin during use.
- For the elderly, use with the observation and supervision of a caregiver, taking safety precautions.
- If you experience discomfort or abnormal symptoms while using the product, stop using it immediately.
- Be cautious when using the product immediately after intense exercise or a meal.
- The product has a built-in safety sensor device to prevent overload and ensure safe use.
- Be careful not to apply pressure or bend the product, as it may break.
- Avoid using or storing the product in high-temperature and humid environments.
- When unplugging the product's connector, do not apply excessive force or pull.
- Be sure to use the designated connector and adapter provided when using the product.
- Be careful not to let liquids or water enter the product during use.
- If water enters the product, immediately turn off the power and disconnect the power cord from the outlet.
- Do not place the product near electric stoves, other heat sources, or heaters during use or storage.
- When not in use, turn off the power and make sure it is completely turned off.
- Do not disassemble or repair the product at will (this may result in the warranty and A/S being discontinued).
- If foreign matter is attached to the product, wipe it gently with a soft cloth.
- If there is an issue with the product, stop using it and contact the A/S center.
- If the product overheats or emits a burning smell during use, stop using it immediately and disconnect the power cord.
- Be careful not to let sharp objects such as knives, forks, or nails damage the product.

Troubleshooting

⚠ If any problem occurs while using the product, refer to the following solutions.

Problem	Type of cause	Solution
Near-infrared light flashes.	Disconnect Controller connector	- Check the controller adapter connection state. (refer to 2page.)
The product does not work.	Disconnect Power and Power Cord	- Check the power plug connection state. - Check that the main power and power switch are turned on. - Check that the correct voltage is used.
	Disconnect Controller connector	- Check the controller adapter connection state. (refer to 2page.)
The product sudden stop while in use.	Prevention of overheating	- When the product is used for a long time, the product automatically switches to overheating prevention mode due to increase in temperature. In this case, turn on the power and wait 30 to 50 minutes for the heat to cool.
Only certain parts are overheated.	Motion sensor in operation	- The sensor heats the object contact area. Do not leave objects in one place for a long time to spread heat evenly.

If the problem persists, turn off the power supply, disconnect the power plug from the outlet, and then ask the service center.

Specification

Product name	BEAUTYRAY INCUBATOR	Working voltage	AC220v~60Hz
Model name	BHD-2200 / BH-220	Power consumption	400W
Material	Artificial leather	Default usage time	40 minutes at a time
Product Size	680*680*320(mm) ± 5	Net weight	7kg
Country of manufacture	Rep. of Korea	Manufacture	BIO HEALTH DOCTOR

※ The contents and product specification may change without notice depending on future product development or market trends, so please check the manual and salesperson when purchasing the product.

A/S www.bhdmedi.com