

WARRANTY

The rights to the product and the instruction manual belong to our company.
We may improve the design and specifications of this product without any further notice.

Product	BHD Illite Gold Belt	Store	
Model		Name	
Date	YY MM DD	Contact	

- ※ This warranty will not be reissued, Please store the manual where you can always find it.
- ※ You have the right to receive warranty service for the period of warranty specified from the date of purchase.
- ※ Despite of the warranty period, the following cases will be charged.

Warranty Services

The **warranty period** for this product is (1) years from the date of initial purchase.

- ※ In case of a failure by normal use, it will be repaired at no charge for 1 years from the purchasing date under Customer Protection Law.
- ※ The warranty period is reduced by 50 percent for commercial use or unusual use of generic products.
- ※ The following cases will be treated for a fee even within the warranty period:

Paid Services

- ※ In case of service request due to inexperience in the instruction manual.
- ※ Damage to the parts and appearance of the product by the user's intention or negligence.
- ※ Failure due to external impact or dropping, or damage to the exterior.
- ※ In case that there is any trace of repair or modification by the third party except our designated repairman.
- ※ Failure or damage due to failure to comply with the precautions in the user manual.
- ※ Product failure due to incorrect use voltage selection.
- ※ In the event of failure due to the customer's other negligence.
- ※ When purchased without going through a formal distribution process.
- ※ In the case of product failure due to natural disasters (lightning, fire, earthquake, storm and flood damage, etc.).
- ※ Failure due to repair or alteration outside the formal service center.
- ※ Replacement of consumables that wear normally during use is required.
- ※ Due to external causes, not defects in the product itself.
- ※ When purchasing a displayed product, a service is requested after purchase without being fully aware of the defect in appearance.

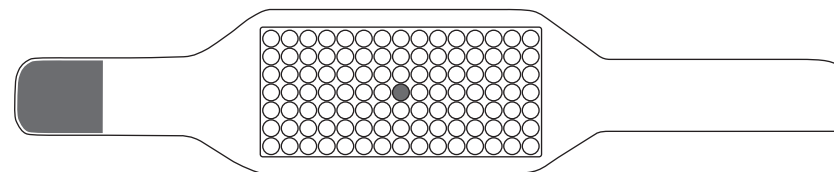
- ※ Customers' simple inspection requests and circuit breaker self-defects, not product defects, are provided as paid services.
- ※ After a service request, a service charge will be charged if no product failure has occurred as a result of the inspection.
- ※ Please read this manual carefully before starting any use.

Seller & Manufacturer

BIO HEALTH DOCTOR
HS BIZ TOWER, 442, Jikji-daero, Heungdeok-gu, Cheongju-si,
Chungcheongbuk-do, Republic of Korea.
Tel. +82 43 233 5000 Web. www.bhdmedi.com



USER MANUAL



BHD Illite Gold Belt User Manual

Far-infrared | Multipurpose health care


BIO HEALTH DOCTOR

www.bhdmedi.com


How to use

- ① Connect the controller connector to the connector connection of the main body and plug in the power cord.
- ② Turn the temperature control dial to the right to turn on the power.
- ③ When the power lamp lights up, turn the dial to set the desired temperature.
*The temperature can be set from 1 to 8.
- ④ When the confirmation lamp lights up, turn the battery control dial to turn off the lamp.
- ⑤ When finished using, turn the temperature control dial to the left to turn off the power.
- ⑥ Please be sure to turn off the power and disconnect the cord when not in use.


Product Features



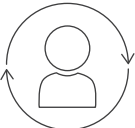
Far-infrared rays care



Electric Heating Steam Pad

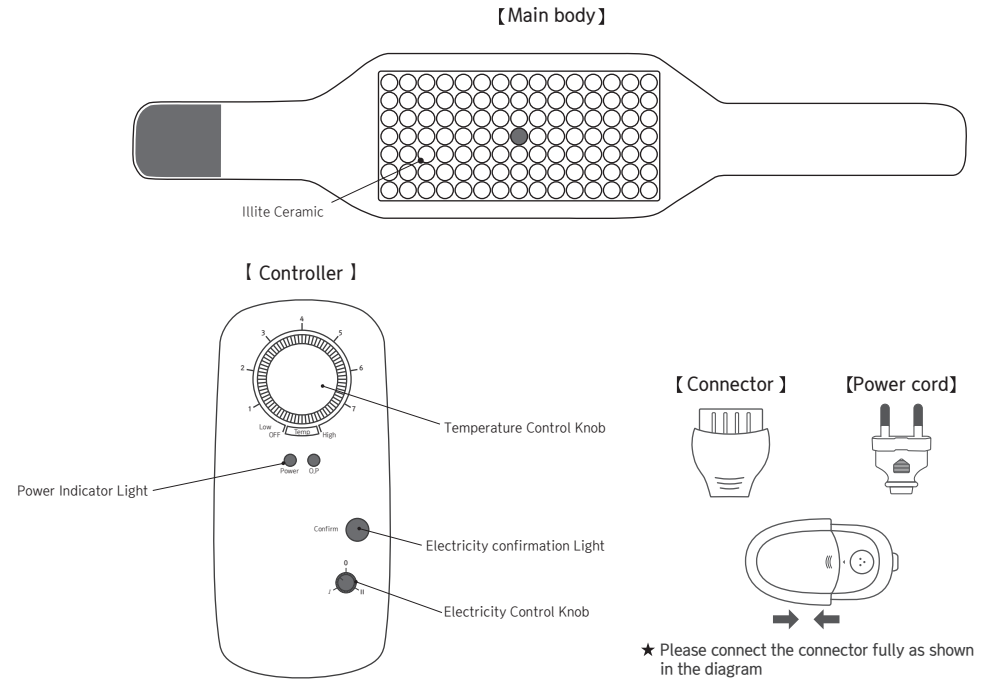


Thermal function



multipurpose use

Name of each part and the components



How to use the controller

Power/Temperature Control Knob



Turn the knob to set the desired temperature.
Turn right to turn on the power, turn left to turn off the power.
*The temperature can be adjusted from level 1 to level 8.

Electricity Confirmation Light



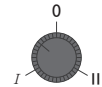
If there is an abnormality in the use of electricity,
- the indicator light will come on.
Turn the electricity control knob to extinguish the light.

Power indicator light



When the power is turned on, this light will turn on.

Electricity Control Knob



If the Electricity confirmation light is on,
- please turn this knob to adjust.

* Secure it in a position where the lamp does not light up, such as at 0, I, or II.

Safety Precautions

⚠ Read the instructions for use carefully before using the device.

- The recommended usage time for this product is 30 minutes.
- After use, be sure to disconnect the power and cord.
- Do not use for an extended period of time during initial use, and gradually increase usage time after adaptation.
- If you feel any abnormality, pain, or discomfort during product use, stop using it immediately.
- For sensitive skin, be careful not to get skin burns on the heated area.
- Wear light clothing to prevent direct contact between the heated area and skin during use.
- For the elderly, use with the observation and supervision of a caregiver, taking safety precautions.
- If you experience discomfort or abnormal symptoms while using the product, stop using it immediately.
- Be cautious when using the product immediately after intense exercise or a meal.
- The product has a built-in safety sensor device to prevent overload and ensure safe use.
- Be careful not to apply pressure or bend the product, as it may break.
- Avoid using or storing the product in high-temperature and humid environments.
- When unplugging the product's connector, do not apply excessive force or pull.
- Be sure to use the designated connector and adapter provided when using the product.
- Be careful not to let liquids or water enter the product during use.
- If water enters the product, immediately turn off the power and disconnect the power cord from the outlet.
- Do not place the product near electric stoves, other heat sources, or heaters during use or storage.
- When not in use, turn off the power and make sure it is completely turned off.
- Do not disassemble or repair the product at will (this may result in the warranty and A/S being discontinued).
- If foreign matter is attached to the product, wipe it gently with a soft cloth.
- If there is an issue with the product, stop using it and contact the A/S center.
- If the product overheats or emits a burning smell during use, stop using it immediately and disconnect the power cord.
- Be careful not to let sharp objects such as knives, forks, or nails damage the product.

Troubleshooting

⚠ If any problem occurs while using the product, refer to the following solutions.

Problem	Type of cause	Solution
Near-infrared light flashes.	Disconnect Controller connector	- Check the controller adapter connection state. (refer to 2page.)
The product does not work.	Disconnect Power and Power Cord	- Check the power plug connection state. - Check that the main power and power switch are turned on. - Check that the correct voltage is used.
	Disconnect Controller connector	- Check the controller adapter connection state. (refer to 2page.)
The product sudden stop while in use.	Prevention of overheating	- When the product is used for a long time, the product automatically switches to overheating prevention mode due to increase in temperature. In this case, turn on the power and wait 30 to 50 minutes for the heat to cool.
Only certain parts are overheated.	Motion sensor in operation	- The sensor heats the object contact area. Do not leave objects in one place for a long time to spread heat evenly.

If the problem persists, turn off the power supply, disconnect the power plug from the outlet, and then ask the service center.

Specification

Product name	BHD Illite Gold Belt	Working voltage	AC220v~60Hz
Model name		Power consumption	100W
Material	Artificial leather	Default usage time	30 minutes at a time
Product Size	1200 × 250(mm) ± 5	Net weight	5kg
Country of manufacture	Rep. of Korea	Manufacture	BIO HEALTH DOCTOR

※ The contents and product specification may change without notice depending on future product development or market trends, so please check the manual and salesperson when purchasing the product.

A/S www.bhdmedi.com